

SHADOW

INSTALLATION GUIDE

BIOS Configuration

- In case that the "CPU FAN ERROR" message is displayed by the UEFI (BIOS), please adjust the UEFI fan speed settings ("CPU Fan Speed Low Limit" - Option).

※ Settings will vary according to your type of motherboard.
Please consult your motherboard instructions.

Before Installation & Caution during Installation

- It is recommended to reserve enough space for installing this product as well as to wear gloves to prevent any injuries during the installation.
- Please keep this product and accessories away from children.
- To prevent injuries, please be careful as the edges of the devices installed in your system can be sharp.

启动电脑时请注意

- 若在电脑启动时UEFI(BIOS)显示“CPU FAN ERROR”，请在UEFI(BIOS)中设定风扇转速警告。

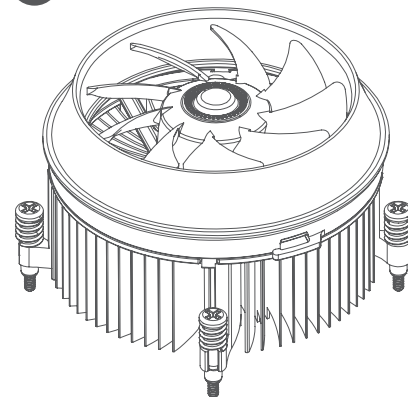
※ 设定方式依各厂牌主板不同，请参阅详读各厂牌主板说明书。

安装前及使用时注意事项

- 在安装本产品时，建议您预留从机箱中卸除主板所需的空间，并且于安装的全程配戴手套。
- 请将本产品以及附属零件保管在孩童无法取得的地方。
- 安装时请小心本产品以及电脑内部的尖锐处避免受伤。

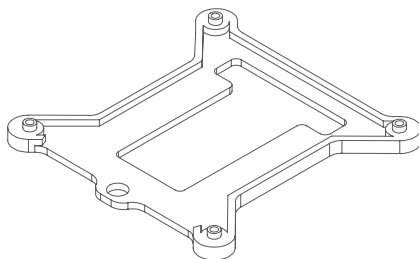
PART LIST

1



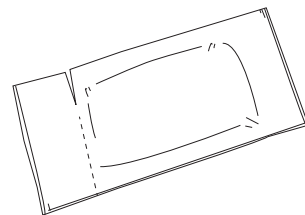
· Shadow CPU Cooler

2



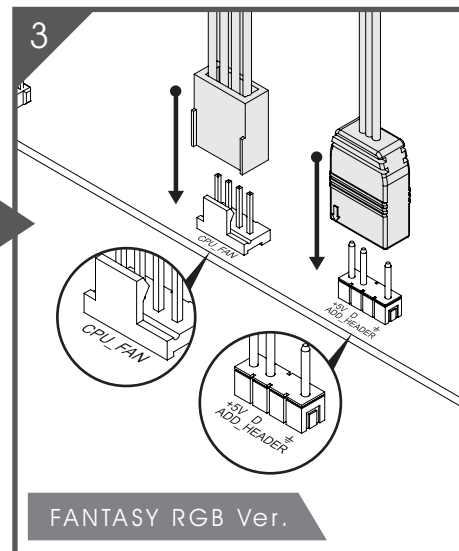
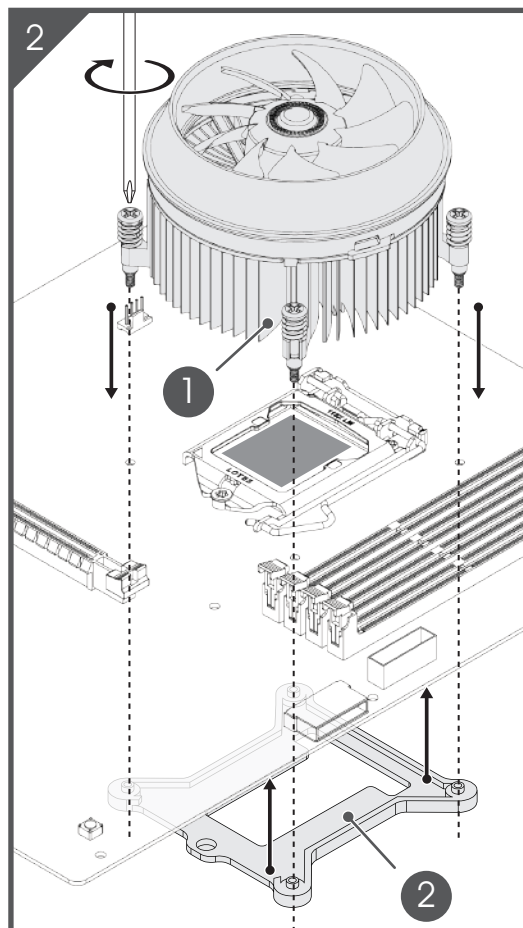
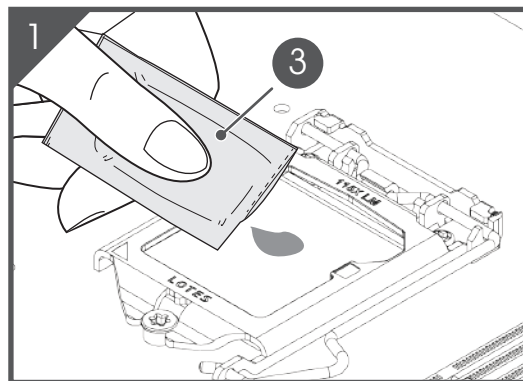
· Backplate

3

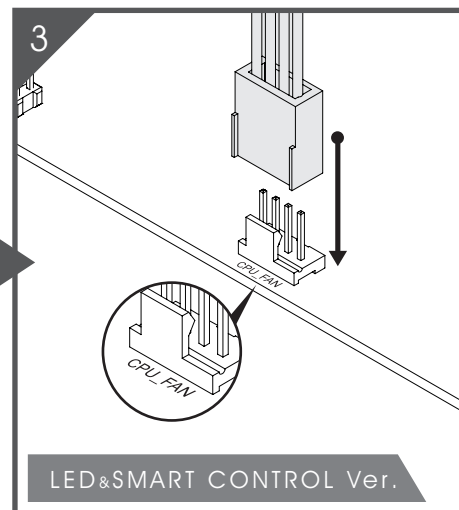


· Thermal Grease

INTEL LGA 115x



FANTASY RGB Ver.



LED&SMART CONTROL Ver.

darkFlash

DARKFLASH INFOTECH CO., LTD.
www.darkflash.com